

# QUILT TALK

Volume 33 No. 2

October 2011

Parksville Quilt House Quilters' Guild  
PO Box 1177, Parksville, BC V9P 2H2  
<http://parksvillequiltthousequilters.com>

*Purpose of the Guild:  
"To promote and encourage interest  
in the excellence of quilting"*

## President's Message

Well ladies, it looks like fall has arrived and once we get our gardens cleaned out we can



focus on our quilting projects. We had a wonderful turnout at our September meetings and although we experienced a few glitches with the new technology, it was wonderful to see old friends and greet new members. I know our program ladies will be working out the wrinkles for future meetings.

I want to remind you that you can keep abreast of the workings of the Guild by reading the minutes of the Management Committee meetings and the Extraordinary Business meetings as well as the financial reports by clicking onto the Members Only page of our website. You need to log onto that page by using the user name Member and the password was given to you when you paid your 2011/12 dues. If you have difficulties or can't remember the password contact me at [landbdenesyk@shaw.ca](mailto:landbdenesyk@shaw.ca)

The membership has approved all outstanding policies so the Policies on the Members Only page are now complete. There are a couple of issues that need to be address by new policies but they will be presented at a later time.

As I mentioned in the September newsletter we are celebrating the Guild's

30th Anniversary this year and we have a couple of special treats for you to highlight the history of our guild and a presentation at our October afternoon meeting by one of our long standing members.

To start you will find elsewhere in the newsletter the first part of an article submitted by a Life Member of our Guild, Bette Wood, who was one of the founding members. Thank you so much Bette for giving us the history of our Guild. Secondly, at our October afternoon meeting we will hear from Margaret Cochrane who has been a guild member since 1990. She will be talking about a quilt that was made by herself and other members of the guild in the 90's.

Plans for our quilt festival are coming along. We are still looking for people to fill leadership roles. The committees are Quiltwalk - Parksville (we have a coordinator but need a couple of people to look after Parksville); Signage (one or two people); and Volunteer Coordinator (we have one person but need one more). PLEASE STEP FORWARD Contact Lynn Forman or Charlotte Hitchin.

October is just around the corner and Margaret Furnell has things well in hand for the Fun, Food, and Friendship weekend on October 22 and 23. Also, the Quilting Day, that is open for any Guild member, will be on October 7.

If you have an idea you think will help improve our Guild, I would love to hear from you. All ideas will be taken to the Management Committee for discussion.

*Lola Denesyk, President*

## Next Meeting Oct. 17

Doors open: 12:30 PM

Day meeting: 1:00 PM

Evening Meeting: 7:00 PM

Bradley Centre

975 Shearmer Road, Coombs, BC

## Coffee & Goodies

If your last name begins with one of the following letters, bring goodies to whichever guild meeting you attend:

**Q R S T U V**

Coffee/tea \$1.00

(refills are free)

*Your afternoon refreshment committee will be serving tea, decaf coffee, regular coffee and hot water . Please bring your own mug.*

*For both hygienic and safety reasons we ask that you don't enter the kitchen. Food can be delivered to the back door of the kitchen on your way into the meeting rooms.*

## Don't Forget

- ⊙ Name Tag
- ⊙ Membership Card
- ⊙ Library Books
- ⊙ Show & Tell
- ⊙ Coffee Mug & Treats
- ⊙ Block of the Month
- ⊙ Before you leave home, check your email for a possible meeting cancellation .
- ⊙ Flashlight for emergencies, if needed at the evening meeting
- ⊙ FFF Trunk show quilt (see page 15)

# Guild Positions

## Guild Positions 2011—2012

### Directors

President..... Lola Denesyk  
Vice President..... Elinor Mix  
Advisor/Past President ..... Gerrie Green  
Secretary ..... Chris Longmore  
Treasurer ..... Carol Clemens

### Management Committee

Block of the Month ..... Marieke Raabe  
Evening Chair..... Frankie Michaluk  
We Care Quilts..... Robin Hansby, Fran Henney  
Fundraising Coordinators... Marie Labine, Wendy Parker  
Library ..... Ginette Schewe  
Membership ..... Colleen Macri  
Newsletter ..... Diane Archer  
Program Chair ..... Eva Mary Surtel  
Refreshments..... Judy Morrison  
Workshops ..... Margaret Furnell

### Ex Officio

Quilt Show 2012..... Lynne Foreman  
Co-Chair ..... Charlotte Hitchin

## Guild Positions 2011-2012

Awards Committee ..... Barb Wilson, Mickey Biickert  
Block of the Month..... Marieke Raabe  
CQA Rep..... Jean Baxter Pierre  
Fundraising Day ..... Helen Green, Narcis Kellow  
Fundraising Evening.... Quita Peverley, Deanna Corrigan  
Guild Name Tags/Pins ..... Betty Young  
Refreshments—Day ..... Judy Morrison, Margaret Yells  
..... Terryl Essery, Bonnie Rospond  
Refreshments—Evening..... Joy Sumislawski  
..... Donna McAskile, Joyce Hagedorn  
Library Apprentice .....  
Library – Evening ..... Marian Whitney, Lloy Allen  
Library Cataloguer ..... Sue Jubb  
Newsletter—Advertising..... Mickey Biickert  
Newsletter Copy Editors..... Colleen Macri, Ruth Seburn  
..... Barbara Smith, Cindy Scraba  
Program Chair Apprentice ..... Cherie Hope  
Program Assistants..... Mary Smith, Arlene Ackerman  
Raffle—Day..... Louise Wolfe, Cathy Schulhauser  
Raffle—Evening..... Sandy Morter, Chris Kippen  
Retreat Coordinator..... Donna Paisley  
Satellite Groups ..... Alison Kermack  
Social Events Coordinators: ..... Bev Hoppe,  
..... Alison Kermack, Deb Martin Cox  
Sunshine Lady..... Sue Putz  
We Care Quilts ..... Sew 'n Sews (Dawna Winkelaar)  
Webmaster ..... Tim Schewe  
Website Guild Contact ..... Elinor Mix  
Workshop Assistant (Evening)..... Debbie Martin-Cox  
Hall Setup ..... Matt  
Bradley Centre ..... Gunter Buschhaus

## Comfort Quilt Society

President..... Donna Paisley  
Vice President ..... Helen Green  
Treasurer ..... Nancy Connah  
Secretary..... Colleen Macri

### Note:

The Parksville Comfort Quilts Society is the original name when the society started in the 1980's.

## Apologies to Helen Green

for omitting her name as **VP** of the **Comfort Society** in the printed copies of issue No.1 (September).

## Sunshine Girl

If you know of someone in our guild who is experiencing serious difficulties or who may have a death or illness in their immediate family, please contact Sue Putz @ 250-752-2186 or email @ [smputz@telus.net](mailto:smputz@telus.net)

## Help Wanted

Please see details on page 6.

## QUILT HOUSE STORE

We have a brand new name for our fund raising table. On guild days, come visit it before and after meetings to purchase 2-1/2" strips (if you have forgotten yours for program), notions, and other treasures.



# Reports . . . .

## PQHQG Calendar of Events

### 2011

#### October

- 7 - Quilting Day
- 17 - Guild Meetings
- 22/23 - Fun, Food, & Friendship
- 24 - MC Meeting

#### November

- 2 - New Members' Tea
- 4 - Quilting Day
- 21 - Guild Meetings
- 26 - Christmas Sale
- 28 - MC Meeting

#### December

- 2 - Quilting Day
- 12 - Guild Meetings -  
(Christmas parties)

### 2012

#### January

- 6 - Quilting Day
- 16 - Guild Meetings
- 17-20 - Guild Retreat
- 23 - MC Meeting

#### February

- 3 - Quilting Day
- 11 - We Care Quilts - Sew-a-thon
- 20 - Guild Meetings
- 27 - MC Meeting

#### March

- 2 - Quilting Day
- 19 - Guild Meetings
- 26 - MC Meeting

#### April

- 6 - Quilting Day
- 16 - Guild Meetings
- 23 - MC Meeting

#### May

- 4 - Quilting Day
- 18-20 - Quilt Festival
- 28 - Annual General Meeting  
(evening only)

#### June

- 1 - Quilting Day
- 4 - Transition MC Meeting
- 18 - Guild Meeting  
(evening only)

## Sixth Annual Christmas Sale

This year we will be holding our Sixth Annual Christmas Sale at St Stephen's United Church in Qualicum Beach on Saturday, Nov. 26<sup>th</sup> from 10 a.m. to 3:00 p.m. Each person/group that signs up for a table or tables will also sign up for a job so that we can share the work. Cost for tables will be \$40 and your space will be dictated by the number of tables that you rent.

Sign-up will be during the break at the October meeting at the "Quilt Day" table. There will be a guild boutique for members with 10 items or less and forms will be available at the October and November meetings. If you are interested in signing up for a table or have questions about our Christmas Sale, please call Gerrie Green at 248 -2144 or e-mail her - [huckphin@shaw.ca](mailto:huckphin@shaw.ca)

## Library

Thank you to all the volunteers that helped at the September meeting.

Our shelves are overflowing. When you're visiting the Library, drop by our sale table for books and magazines available to you for a "generous" donation. *(It buys you more new books!)*

Look for a dozen or so new books added to the library in October.

Remember to send requests for new books and magazine subscriptions to:

[ginette@quiltme.ca](mailto:ginette@quiltme.ca)

#### Day library:

- open 12:30
- Closed during meeting
- Open during break
- Open after meeting for about 30 minutes

#### Evening library:

- Closed during meeting
- Open during break

*Ginette Schewe*

## How your money works for you...

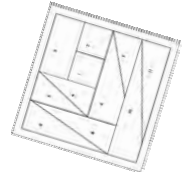
Our recent donation to the **Vancouver Island Public Library** resulted in the acquisition of the following titles:

- Modern Blocks: 99 Quilt Blocks from Your Favorite Designers.
- Quilts made Modern: 10 Projects, Keys for Success with Color & Design ...
- Drafting for the Creative Quilter: Easy Techniques for Designing Your Quilts ..
- Japanese Taupe Quilts: 125 Blocks in Calm and Natural Colors
- Scrap Therapy Cut the Scraps: 7 Steps to Quilting Your Way ... Your Stash
- Fresh Fabric Treats: 16 Yummy Projects to Sew from Jelly Rolls, Layer Cakes ..
- Organizing Solutions for Every Quilter: An Illustrated Guide to Space ...
- Layer Cake, Jelly Rolls & Charm Quilts
- Scrap Basket Sensations: More Great Quilts from 2-1/2" Strips

These titles will be added over the next few months. Good news for us!

# Reports . . . .

## October Program - Day and Evening Meetings



**October**—Our very own **Dorothy Danton**, “a paper-piecing person extraordinaire”, will change our minds about paper piecing being too fussy or too time consuming. Prepare to be won over.

Dorothy’s samples will astound you. Paper piecing classes at a later date are a possibility.

Don’t forget to participate in our Mystery Quilt — 4 size choices - only \$10.00. Clues every month.



I am open to all suggestions from members in regards to the “new face” of our programming. Anyone wishing to help us with offering a lecture, demo or trunk show, please feel free to contact me at 250-954-0020 or e-mail [mary10@telus.net](mailto:mary10@telus.net).

Still need 2 apprentices. Please help.

*Eva Mary Surtel*

*Eva Mary and Shannon set-up last month’s demo.*

## Fabric Draws 2-1/2” strips

Here are the fabrics choices you will need to participate each month.

Strips are available for purchase at our “Quilt House Store”.

October	Browns/Rusts	February	Reds/Oranges
November	Yellows/Golds	March	Polka Dots
December	Plaids	April	Small Floral Prints
January	Whites/Off-Whites	May	Novelty Prints

## Membership

We now have 276 paid up members plus one life member. One new member signed up at the September meeting. Please welcome Paulette Huntley of Parksville to the guild.

I am holding new member booklets for Paulette, Jeannie Dixon and Susan Lefeaux. And for those of you who have paid your dues by mail without enclosing a return envelope, I have your receipts and membership cards. Please see me at the membership table at the meetings.

*Colleen Macri*

## 2012 Retreat—update

SOLD-OUT

Wow what a response! All full with a waiting list. Don't give up - there are always cancellations due to illness etc. Some even said they would be willing to sew on the balcony, and that would help the crowded sewing space. I would like to take everyone but don't want you to feel like a sardine!!

There is a space held for the person who feels they can't afford it. Call me if interested.

The remainder is due at the November meeting (I will be away in October).

*Donna Paisley*

# Reports . . . .

## Help Wanted

We are still looking for people to fill the following positions. If you are willing to fill one of these positions or you have questions about them, please contact me.

- Assistant Treasurer
- Library Chair Apprentice
- Program - evening meeting
- Workshop Apprentice

Thank you for your consideration.

*Lola Denesyk, President*

## Guild Recipe Book News

We are very pleased with the response that we have received from the membership. Sales on September guild day meetings amounted to 216 books ( \$2,160.00).

We have already sold enough to pay for the initial order.

Thank you to all of you for your support.

The Rasmussen Cookbook Company was efficient, obliging and reliable in everything they promised.

*Helen, Frankie, and Lola*

## 2011/12 Quilting Days Schedule

Where: Bradley Centre  
Times: 9:00 - 3:00  
Dates: (1st Friday of each month)  
October 7  
November 4  
December 2  
January 6  
February 3  
March 2  
April 6  
May 4  
June 1

Cost: \$5.00 drop in fee or  
\$4/month prepaid through to June

*Lola Denesyk, President*



## We Care Quilts

### Special Appeal — Premie Quilts

The Neonatal Intensive Care Unit (NICU) at NRGH really appreciates and welcomes our “Premie Quilts”. They are used to brighten the unit and go home with the family when a baby is finally discharged. A Premie Quilt is 36” x 36” and made entirely of flannel. Some people call them receiving blankets. To make one, you use two layers of pre-washed flannel (one may be pieced) and quilt them together **without batting**. That’s right, no batting. The little quilt may be finished with a binding or enveloped (sew around and turn with a top-stitch). Attach a label and turn it in to We Care Quilts at the meeting. Questions? You can contact Robin Hansby (752-5149).

We recently heard from a part-time clinical educator at the NICU who is also a quilter. She wrote to let us know they had run out of premie quilts and went on to say,

*“I would like you to know that parents really appreciate this small memory from their stay in the NICU. At such a stressful time having this piece of comfort and confirmation that they have a baby who is very special is important to staff and parents.”*

She also offered fabric from her stash, should we need it. At this time, we are trying to get in a supply of the premie quilts so we can be ready when the NICU needs them. If you have time to make one, or two, that would be most appreciated. If you have any baby flannel, scraps or other, you can part with we will gladly take it.

*Robin Hansby*

# Reports . . . .

## Block of the Month -Grandmother's House by the Sea

It is Block of the Month time again and the same group of ladies – the SASSIES Satellite Group – has something new planned for you. This year we have created our own design. We don't want to keep you in the dark though so we have taken a photo of our 'flimsy' and have it posted right here for you to see. There is no cost to participate in the Block of the Month Project – except for your fabric of course. This quilt will be yours to keep – so be sure to do it up in colors you love.



Does it look like too much? Well, it really isn't. It is 4 – 16" finished blocks (which we have separated into 6 blocks) and then the border.

The instructions for the Block of the Month will be available at the Guild meetings for the month stated below and then within 1-2 days they will be available up on the website under BLOCK OF THE MONTH. You can get the instructions at the Guild meeting or print them on your own computer at home from the website.

The instructions section by section are as follows:

**September** – Block 1 – "House Block" and checkerboard border

**October** – Block 2 – "Octopus" and "Crab"

**November** – Block 3 – "Flowers with Picket Fence"

*You will have two months to do this one, not because it is hard to do but, because we know you are busy with the holiday season!*

**January** – Block 4 – "Kites"

**February** – Block 5 – "Gingerbread People"

**March** – Block 6 – "Sailboat" and "Shell"

**April** -- Borders – with flying geese and other embellishments

**May** – Show and Tell – this is also the Annual General Meeting

As always, we are available to answer any questions.

Please contact: Marieke Raabe at [Block of the Month](#) or 250-594-1856

Joyce Morrison at (250)248-5914 or

Doreen Lawter at (250)248-6996

\*SASSIES – stands for Sunday Afternoon Sewing Group and consists of Lynda MacKenzie, Marieke Raabe, Bonnie Mardis, Doreen Lawter, Phyllis Courtice, Janet Phillips, Rita Connell and Joyce Morrison.



Quilt instructions for this Halloween Cat can be found at:  
<http://www.quiltmaker.com/patterns/details.html?idx=86>

# Quilt Festival 2012 Updates



## Quilt Festival Committee—Step forward and help. PLEASE

Time's running out. Organizing a quilt show takes time, therefore we must start NOW. We still need volunteers to chair the following committees: "Signage"; "Quilt Walk leader for Parksville" (Walk chair—Christine Kippan, Qualicum leader—Linda Cooper); and "Volunteer Coordinator" (to team with Carol Jones).

Please phone or email: Charlotte Hitchin 250-586-1110 or [dalraepc@shaw.ca](mailto:dalraepc@shaw.ca) or  
Lynn Foreman 250-468-1748 or [plynnforeman@shaw.ca](mailto:plynnforeman@shaw.ca).

## Seasons by the Sea Quilt Show 2012 Back to the Basics Challenge

This year's show challenge will not require the use of any one specific fabric.

### Requirements:

Size: The quilt must be 18" by 24". In a vertical or horizontal format.

The quilt is to feature a **traditional quilt block** of your choice.

There are many to choose from- i.e.: Log Cabin, Four Patch, Dresden Fan, Grandmother's Flower Garden, Cathedral Windows, Sunbonnet Sue and Card Trick just to name a few.

The number, size and setting of the blocks is your choice. They may be different sizes, distorted, skewed, coloured in any manner, but must be **recognizable**, and must fit into the 18" x 24" size.

The block may be used in a pieced background, an all over design or as the main feature.

There are many options. Have fun with your design.

Use your imagination to create a new version of an old block.

Quilt may be pieced or appliqué or both. Hand or machine quilted. Embellishments permitted.

The quilt must be titled. Also state the name of the block that inspired you.

Label your quilt on the back.

**Entry fee:** \$2.00 payable when handing in the quilt. Latest entry date is May 1<sup>st</sup>, 2012.

Place quilt in an opaque bag.

There will be only one entry category and voting will be by Viewer's Choice.

Information or questions: Ionne McCauley at 250 752-9604 or [ionnemcc@gmail.com](mailto:ionnemcc@gmail.com)

Diane Boyko at 250-724-4321 or [dianeboyko@telus.net](mailto:dianeboyko@telus.net)

-----  
*Attach this form to your quilt.*



Name \_\_\_\_\_ Membership # \_\_\_\_\_

Address \_\_\_\_\_

Phone number \_\_\_\_\_ E Mail \_\_\_\_\_

Quilt Name \_\_\_\_\_

Name of Block that inspired you \_\_\_\_\_

# September Highlights

## RAFFLE — Daytime Meeting

Snip & Stitch.....	Gift Certificate, pattern, fabric & thread.....	Marie Labine
Serge & Sew.....	Gift certificate, fabric.....	Bernice Fraser
Sew Can You.....	Pattern & Thread.....	Millie Kjosness
PQHQG.....	Fabric, thread.....	Eva Mary Surtell
Cindy's Threadworks.....	Gift certificate, thread.....	Nanette Banks
<u>Membership Draws</u> .....	Huckleberry's—Book.....	Diane Archer
.....	Martha Brugger—Tabletop quilt.....	Carol Leger
.....	Ginette Schewe—Book.....	Millie Kjosness

## RAFFLE — Evening Meeting

Sew Can You.....	Pattern.....	Judy Gougeon
Serge & Sew.....	Gift certificate, fabric.....	Pat Meiklejohn
Snip & Stitch.....	Gift Certificate, pattern, fabric.....	Cherie Hope
PQHQG.....	Fabric, thread.....	Karen Specht
Cindy's Threadworks.....	Gift certificate, thread.....	Arlene Ackerman

Membership Draws (supplied by Ionne McCauley, Huckleberry's and Sandy Morter)

.....	Elinor Mix
.....	Joy Sumislawski
.....	Deb Martin-Cox

## Show & Tell



# Quilt House Quilters Guild History

Submitted by Bette Wood

## Chapter 1 —The beginnings

“Cutting up perfectly good material in small bits and sewing them together to make a quilt? Whoever heard of such nonsense when perfectly good bedspreads are in all the stores!”

The American Bicentennial revived interest in the quilting skills of pioneer women. Canadian women also revisited their own heritage. In the late 70’s a group of women in Parksville and Qualicum were doing just that, and having fun doing it. They met in Flo Conconi’s “Quilt House” where Flo was happy to share her knowledge and quilting skills.

The “Quilt House”, built by Flo’s husband, was the size of a large double garage and stood on the back of her property. It was always “open house” in this studio and students dropped in at all hours for help with projects. It was the birthplace of the “Parksville Quilt House Quilters' Guild”.

The first groups of Flo’s students were so enthusiastic that they organized a two-day quilting workshop in Parksville. Interested people from other Island communities were invited to attend.

The experience of working together in planning the workshop gave birth to the idea of forming a guild of quilters. The guild would be centered in Parksville and membership open to all Island residents.

Interested quilters discussed the idea in the spring of 1979, forming an interim executive and drafting a constitution. In September 1979 they were joined by other interested women, an executive was elected, some guidelines drawn up for future meetings, and the draft constitution put in the hands of the new executive for polishing and finalizing. The “polishing” of the constitution took more time than real quilters had to offer, but the Attorney General’s Department finally accepted it in 1981.

But the quilters didn’t wait for authorization before starting regular quarterly meetings. By the time the “Parksville Quilt House Quilters' Guild” was registered as an educational society the first of the quilt shows was planned and presented. The “Century of Canadian Quilts” featured antique quilts owned by Island residents as well as the work of Guild members. The “Silver Threads” show in 2006 was the silver anniversary of the first quilt show on Vancouver Island.

Story continues .....


See ..... Chapters 2 and 3 featured in our November and December issues respectively.



Bette Wood



Flo Conconi



# Our Merchants .....



**Huckleberry's  
Fabrics Inc.**  
1930 Ryan Road East  
Comox, BC, V9M-4C9  
250-339-4059  
1-877-339-4059 Toll Free  
e-mail :  
[sewfun@telus.net](mailto:sewfun@telus.net)



DIMENSIONS: Approximately 22" wide x 17" high

## Upcoming Classes @Huckleberry's

Leaves Quilt-Saturday, October 1 (see picture)  
Christmas Spotlight-Wednesday, October 12 (great for any panel)  
Shadow Box- Saturday, October 15 (very popular)  
Free Motion Made Easy- Wednesday, October 19  
Roman Stripes-Saturday, October 22 (very cool technique)  
Merry Christmas' Present Tablerunner-Sunday, October 23  
Happy Holiday Xmas Treeskirt- saturday, November 5  
Hidden Charms Tablerunner, Sunday, November 6



*for Quilters, Stitchers, Fibreartists*

Choose from 25+ Thread Lines  
\*SILK Threads/Ribbons/Floss

### Textured Bag Classes?

ON-LINE schedule & photos  
[www.cindysthreadworks.com](http://www.cindysthreadworks.com)  
[cindysthreadworks@telus.net](mailto:cindysthreadworks@telus.net)

contact: Cindy Scraba  
(by appt. Qualicum River Estates )  
(250) 738 0560



Creative Quilting for All Life's Phases!

Open Daily #2-1689 Government St. at Fisgard • Victoria, BC V8W 0A1  
Phone: 250-383-4023 • Fax: 866-567-5067 • Toll Free: 1-800-345-3811  
Email: [shop@satin-moon.com](mailto:shop@satin-moon.com) • Website: [www.satin-moon.com](http://www.satin-moon.com)



*Susan Purney Mark & Daphne Greig*

### *Give & Take Fabric Appliqué*

*Mention this ad - get 10% off  
any Give & Take pattern  
if you buy the book too!*

Offer expires October 31, 2011

*Order autographed copies from:*

p a t c h  
w o r k s  
studio

[www.patcworkstudio.com](http://www.patcworkstudio.com)

Email: [patchworkstudio@shaw.ca](mailto:patchworkstudio@shaw.ca)  
or phone 250-595-4411

# Our Merchants .....



## The Quilting Scene

Gerrie Green

Custom made jackets, quilts,  
household and personal items.  
Quilt cleaning and repair

370 Clarkson Place,  
Parksville, BC, V9P 2V8  
Phone: 250-248-2144  
E-mail: huckphin@shaw.ca

**www.flarefabrics.ca**

timeless treasure, robert kaufman, benartex  
princess mirah, galaxy, hoffman, avlyn, riley blake  
red rooster, fabrics that care, flannels, batiks, bolds  
jelly rolls, layer cakes, fat quarters  
patterns, kits

**Free shipping  
in Canada!**

**Your One Stop Quilting and Sewing  
Machine Store on Vancouver Island!**

Clip & Save Coupon! Come in From  
October 1 -  
December 31, 2011  
**Save 30% off**  
Any One Pattern - Any Brand

Clip & Save Coupon! Come in from  
October 1 -  
December 31, 2011  
**Save 30% off**  
Any One Book - Any Brand

Hours: Sun. 12-4, Mon-Thurs. & Sat. 9:30-5:30, Fri. 9:30-9  
Closed Holidays and Sundays in July & August

#1-4047 Norwell Drive  
Nanaimo, B.C. V9T 1Y6  
1.250.756.2176  
1.800.789.1730  
Email: info@snipandstitch.com  
www.snipandstitch.com

**Husqvarna JANOME**

**JUDY FARROW**

*Little Mountain Studio*

*Classes and Studio  
Visits by Request.*

For more info contact  
250 954 3797  
[judyfarrow@shaw.ca](mailto:judyfarrow@shaw.ca)

**BIB n' TUCKER QUILTING**

**October Sale**

**All leaf prints**

**All rusts, golds, tans and browns**

**25% off**

**35% off 2m or more (same bolt)**

**1/2 m minimum cuts**

**Wide batiks now in stock**

343 Bay Street (at Turner) Victoria, BC  
(Lower Rear GRAVEL YARD parking lot)  
386-6512 (Mon- Thurs 10-4, Sat 12-4)

# Our Merchants . . . .

## SWEET PEA QUILTING

25 Roberts Street, Box 208, Ladysmith B.C. V9G 1A2  
Phone: 250-245-2114

**Our Millennium long arm quilting machine  
is now an award winner!**

At a recent Saltspring Fair our long arm quilting was recognized with a "Best Machine Quilting" blue ribbon. Coupled with our two week turnaround time we have hit on a winning combination. Mention that you read about the award in this newsletter the next time you bring your quilt in to be quilted and receive a coupon for 20% off your next store merchandise purchase (excluding sale items).

*This offer is valid until June 30, 2012.*

We are open Monday to Friday from 9:30 to 4:30,  
and Saturday from 10:00 to 2:00.



## SERGE & SEW

[www.sergesew.com](http://www.sergesew.com)  
250-390-3602

**Quilting fabrics, Notions, Books,  
Patterns & Classes**

**Authorized PFAFF & BABY LOCK dealer: Service &  
repairs to most sewing machines & sergers.**

**105-6750 N. Island Hwy. Nanaimo, BC**  
**Mon. - Fri. 10am-5:30pm, Sat. 10am-5pm**  
**Closed Sunday**

539 Forsyth Avenue  
Parkville, BC V9P 1H3  
250-954-2258

**Katherine Hawkes**

*Parkville Sewing Machines*  
Your Local Service and Sales Centre



Do you hate shopping for clothes?

Let me help you!

Jockey (yes, the underwear company!) now has a fantastic line of comfortable clothing that is available only through person to person sales.

Invite a few friends in and I will bring the clothes to your home. Or come to my home instead.

Interested in seeing what we have to offer?

Please call

Connie Flewelling

250-947-9001

**JOCKEY**  
*Person to person*



## Janet Finch

Classes & Supplies

- Quilting
- Sewing

*Open by appointment please.*

## Sew Can You

Sewing School 250-723-9177

Cell 250-735-9102

Studio:

2505 14<sup>th</sup> Avenue  
Port Alberni, B.C. V9Y 2X8  
[sewcanyou@shaw.ca](mailto:sewcanyou@shaw.ca)

# Our Merchants . . . .



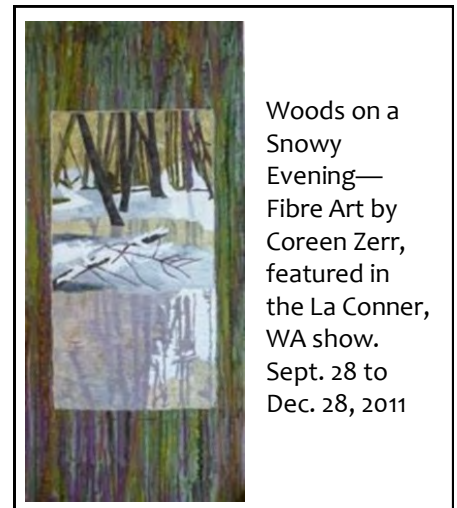
**KISMET QUILTS**  
5334 ARGYLE STREET PORT ALBERNI BC V9Y 1T8 250.723.6605  
WWW.KISMETQUILTS.COM LYNNE@KISMETQUILTS.COM

**SPOOKTACULAR SALE**  
UP TO **50% OFF**

*Happy Halloween*  
**OCTOBER 20TH-22ND**

CHECK OUT OUR ONLINE STORE AT  
WWW.KISMETQUILTS.COM

www.romnesaini.com



## GUILD SEW DAYS

Sept. 23rd—our first guild sew day.  
What a huge success. Who would  
have thought we'd have such a good  
turn out. Lots of inspiration. Loads  
of fun. A big thanks to Lola, for  
giving us back the joy of old-  
fashioned community quilting.



# Workshops—Food, Fun & Friendship

## Food, Fun and Friendship - October 22 and 23, 2011 at Bradley Centre, Coombs

On the 22 and 23<sup>rd</sup>, we will be gathering at the Bradley Centre (doors open at 8:30, classes from 9 to 4, potluck lunch and trunk show) for a great weekend. All the classes except the Advent Calendar will run. You can still sign up by contacting Workshop chair, Margaret Furnell ([mjfurnell@shaw.ca](mailto:mjfurnell@shaw.ca)); or at the October guild meeting. Judy Farrow's class is full but there is room in the others.

And don't forget - whether you are coming to FFF or not - I need quilts and projects that you started in a guild workshop for the **trunk show**. Bring or send these projects to the October meeting. Make sure you attach your name, workshop name, date and teacher (if you remember) and any special instructions for return. All projects will be available to pick up afterwards at the November meeting, quilting day, or at my place! If you have special instructions for return I can arrange to drop them off or whatever! Projects will be treated with loving care! Here's a chance to share your work with others in the guild and you don't have to get up in front of everyone and say something!

See you on October 22 and 23!

And, if there is a person willing to be my Workshop apprentice out there, please let us know!

### 1. Twisted Bargello 'Infinity' with Eileen Wright - Sat. and Sun. - \$80 plus book

Let the designer/author lead you through the strip piecing process to make this stunning symbol of eternal love. Create strip sets which you will slice and dice and reconfigure somewhat out of sequence following a number chart and watch the image appear. It is much easier than it looks and really fun once you get going. You will



learn proper pressing techniques as well as a quilt by number technique that will enable you to make all of the quilts from this gorgeous book.

Requirements - See supply list for complete details. You will need your machine with 1/4" piecing foot, your own copy of the book, "Twist and Turn Bargello Quilts" by Eileen Wright (available at Gramma's) and the required fabric in the colour of your choice. It doesn't have to be red on black.

Skill level - Intermediate to advanced

### 2. Creating Animal Images in Textile Art with Judy Farrow

- Sat. and Sun. - \$80 plus kit

THIS CLASS IS FULL WITH A WAITING LIST



### 3. The 3-in-1 Bag with Lois

Toutant - Saturday - \$40 plus pattern

Make this bag with a button-on reversible jacket and it is the only bag you will need. You can create one jacket with a wild, crazy print and one with a geometric design and you have two very different looks. Make another reversible jacket of two more fabrics and you've added to your bag collection by another two. You can also unbutton the jacket and you have yet another way to wear your bag. The possibilities are endless!



Embellish your bag jacket with beads and sequins, decorate a plain jacket with yarns, fabric strips or purchased trims. The possibilities are endless.

Even make a fabric bead for a zipper pull.

The bag has a zipper closing, is lined and has an inside pocket. The jacket forms four more pockets on the outside.

Make a good friend this versatile bag for a gift. On their next special occasion make them another jacket for their bag. They will love it and so will you!

### 4. Landscape Design with Carol Seeley - Sat. and Sun. - \$80 plus kit

Create a small simple seascape while learning fabric selection and her special pieced appliqué construction method. This class will start with discussions on how she creates her patterns. Then while using one of Carol's designs (four to pick from) begin fabric selection with tips for creating visual depth in your water, sky and islands. During this step, students may choose to modify the pattern to better suit their fabric selection. Her pieced appliqué construction technique will be demonstrated, using both the hand and machine methods. Then taking this seascape, you will give it an authentic look while exploring the basic surface embellishment techniques Carol uses in her



landscape quilts. Learn the processes for creating textured objects, such as bushes and trees from far away to up close and personal. Create water movement and shading as well as a passing sail boat using thread painting and machine embroidery.

### 5. Christmas Advent Calendar with Eva Hansen - Sunday - \$40 plus kit




### 6. Embellishing with Silk Ribbon

Embroidery with Eva Mary Surtel - Sat - \$40

Get an early start on Christmas and learn to do a "Silk Ribbon Embroidery Picture" complete with frame and backing and ready to hang!!!!!! This is a "fun" one day class, 12 people limit.

You will pick your own colors for the background fabric and flowers. Please bring your embroidery scissors, and a pen and notebook.



You will learn roses, leaf variations, and stems, and go home with a gift ready to keep or give away. This comes as a kit available from instructor Eva Mary Surtel for only \$25.00 with all that you will need including the needle!

These techniques can be used on Wall Quilts, Crazy Quilts, Clothing, Sweaters, Jacket Lapels, Jewelry, or whatever you can envision. You will see the embellished blouses I have done.

Further classes may be available if interested later with other flower techniques.

# October



**Parksville Quilt House Quilter's Guild**  
P.O. Box 1177  
Parksville, BC  
V9P 2H2

